



OEM ALLOY WHEEL WEIGHT APPLICATION GUIDE

Instructions on how to use this guide shown on back cover

2001	2002	2003	2004	2005	2006	2007	2008	2009	2010	2011	2012	2013	2014
------	------	------	------	------	------	------	------	------	------	------	------	------	------

■ ACURA

<i>Passenger Cars</i>														
ALL	FN	FN	FN	FN	FN	FN	FN	FN	FN	FN	FN	FN	FN	FN
<i>Trucks / SUVs / Vans</i>														
ALL	FN	FN	FN	FN	FN	FN	FN	FN	FN	FN	FN	FN	FN	FN

■ AUDI

<i>Passenger Cars</i>														
R8								QuikStik	QuikStik	QuikStik	QuikStik	QuikStik		QuikStik
ALL OTHERS	EN	EN	EN	EN	EN	EN	EN	EN	EN	EN	EN	EN	EN	EN
<i>Trucks / SUVs / Vans</i>														
ALL							EN	EN	EN	EN	EN	EN	EN	EN

■ BMW

<i>Passenger Cars</i>														
ALL	IAW	IAW	IAW	IAW	IAW	IAW	IAW	IAW	IAW	IAW	IAW	IAW	IAW	IAW
<i>Trucks / SUVs / Vans</i>														
ALL	IAW	IAW	IAW	IAW	IAW	IAW	IAW	IAW	IAW	IAW	IAW	IAW	IAW	IAW

■ BUICK

<i>Passenger Cars</i>														
ALL	MC	MC	MC	MC	MC	MC	MC	MC	MC	MC	MC	MC	MC	MC
<i>Trucks / SUVs / Vans</i>														
ALL	MC	MC	MC	MC	MC	MC	MC	MC	MC	MC	MC	MC	MC	MC

■ CADILLAC

<i>Passenger Cars</i>														
ATS													QuikStik	QuikStik
Catera	IAW													
CTS			MC	MC	MC	MC	MC	MC	MC	MC	MC	MC	MC	MC
DeVille	MC	MC	MC	MC	MC									
DTS						MC	MC	MC	MC	MC	MC			
Eldorado	MC	MC												
Seville	MC	MC	MC	MC										
STS & STS-V					MC	MC	MC	MC	MC	MC	MC			
XLR & XLR-V				QuikStik	QuikStik	QuikStik	QuikStik	QuikStik	QuikStik					
XTS													QuikStik	QuikStik
<i>Trucks / SUVs / Vans</i>														
Escalade & Hybrid	MC T	MC T	MC T	MC T	MC T	MC T	MC T	MC T	MC T	MC T	MC T	MC T	MC T	MC T
Escalade ESV & EXT		MC T	MC T	MC T	MC T	T	T	T	T	T	T	T	T	T
SRX				MC	MC	MC	MC	MC	MC	MC	MC	MC	QuikStik	QuikStik

2001	2002	2003	2004	2005	2006	2007	2008	2009	2010	2011	2012	2013	2014
------	------	------	------	------	------	------	------	------	------	------	------	------	------

2001	2002	2003	2004	2005	2006	2007	2008	2009	2010	2011	2012	2013	2014
------	------	------	------	------	------	------	------	------	------	------	------	------	------

CHEVROLET

Passenger Cars													
Aveo			MC	MC	MC	MC	MC	MC	MC	MC	MC		
Camaro	MC	MC								MC	MC	MC	MC
Cavalier	MC	MC	MC	MC	MC								
Cobalt					MC	MC	MC	MC	MC	MC			
Corvette	AW QuikStik	AW QuikStik	AW QuikStik	AW QuikStik	QuikStik	QuikStik	QuikStik	QuikStik	QuikStik	QuikStik	QuikStik	QuikStik	QuikStik
Cruze										MC	MC	MC	MC
HHR					MC	MC	MC	MC	MC	MC			
Impala	MC	MC	MC	MC	MC	MC	MC	MC	MC	MC	MC	MC	MC
Lumina	MC												
Malibu & Maxx, Hybrid, Classic &	MC	MC	MC	MC	MC	MC	MC	MC	MC	MC	MC	MC	MC
Metro	FN												
Monte Carlo	MC	MC	MC	MC	MC	MC	MC						
Prizm	FN	FN											
Sonic											MC	MC	MC
Volt										MC	MC	MC	MC
Spark												MC	MC
Trucks / SUVs / Vans													
Astro & Astro Cargo	MC	MC	MC	MC	MC								
Avalanche		T	T	T	T	T	T	T	T	T	T	T	T
Blazer	T MC	T MC	T MC	T MC	T MC								
Captiva Sport											MC		
Colorado				MC	MC	MC	MC	MC	MC	MC	MC	MC	
Equinox					MC	MC	MC	MC	MC	MC	MC	MC	MC
Express & Express	MC	MC	MC	MC	T MC	T MC	T MC	T MC	T MC	T MC	T MC	T MC	T MC
S-10	MC	MC	MC	MC									
Silverado 1500 & HD,	T	T	T	T	T	T	T	T	T	T	T	T	T
Silverado 2500 & HD,	T	T	T	T	T	T	T	T	T	T	T	T	T
Silverado 3500 &	T 1	T 1	T 1	T 1	T 1	T 1	T 1	T 1	T 1	T 1	T 1	T 1	T 1
SSR			MC	MC	MC	MC							
Suburban	MC T	MC T	MC T	MC T	T MC	T MC	T MC	T MC	T MC	T MC	T MC	T MC	T MC
Tahoe & Hybrid	T MC	T MC	T MC	T MC	T MC	T MC	T MC	T MC	T MC	T MC	T MC	T MC	T MC
Tracker	MC	MC	MC	MC									
TrailBlazer & EXT		MC	MC	MC	MC	MC	MC	MC	MC				
Traverse									MC	MC	MC	MC	QuikStik
Uplander					MC	MC	MC	MC					
Venture	MC	MC	MC	MC	MC								

CHRYSLER

Passenger Cars														
200											MC	MC	MC	MC
300					MC	MC	MC	MC	MC	MC	MC	MC	QuikStik	QuikStik
300M	LH	LH	LH	LH										
Concorde	LH	LH	LH	LH										

2001	2002	2003	2004	2005	2006	2007	2008	2009	2010	2011	2012	2013	2014
------	------	------	------	------	------	------	------	------	------	------	------	------	------

1 HD models may require LT1/LTZ or TAL/TALZ series heavy-duty knock-on weights.

WHEEL WEIGHT APPLICATION GUIDE

2001	2002	2003	2004	2005	2006	2007	2008	2009	2010	2011	2012	2013	2014
------	------	------	------	------	------	------	------	------	------	------	------	------	------

CHRYSLER

Passenger Cars													
Crossfire				QuikStik	QuikStik	QuikStik	QuikStik	QuikStik					
LHS	LH	LH											
Pacifica				LH	LH	LH	LH	LH					
Prowler	MC QuikStik	MC QuikStik	MC QuikStik										
PT Cruiser	LH ②	LH ②	LH ②	LH ②	LH ②	LH ②	LH ②	LH ②	LH ②	LH ②	LH ②		
Sebring	LH	LH	LH	LH	MC	MC	MC	MC	MC	MC			
Trucks / SUVs / Vans													
Aspen							MC	MC	MC				
Town and Country	LH	LH	LH	LH	LH	LH	LH	LH	LH	MC	MC	MC	MC
Voyager	LH	LH	LH										

DODGE & RAM

Passenger Cars													
Avenger								MC	MC	MC	MC	MC	MC
Caliber							MC	MC	MC	MC	MC		
Challenger								MC	MC	MC	MC	MC	MC
Charger							MC	MC	MC	MC	MC	MC	MC
Dart												MC	
Intrepid	LH	LH	LH	LH									
Magnum					MC	MC	MC	MC					
Neon	LH	LH	LH	LH	LH								
Stratus	MC	LH	LH	LH	MC	LH MC							
Viper / SRT Viper	MC QuikStik	MC QuikStik	MC QuikStik	MC QuikStik	MC QuikStik	MC QuikStik		MC QuikStik	MC QuikStik	MC QuikStik		MC QuikStik	MC QuikStik
Trucks / SUVs / Vans													
C/V Cargo Van												MC	MC
Caravan	LH	LH	LH	LH	LH	LH	LH						
Dakota	MC	MC	MC	MC	MC	MC	MC	MC	MC	MC	MC		
Durango	MC	MC	MC	MC	MC	MC	MC	MC	MC		MC	MC	MC
Grand Caravan	LH	LH	LH	LH	LH	LH	LH	LH	MC	MC	MC	MC	MC
Journey									MC	MC	MC	MC	MC
Nitro							MC	MC	MC	MC	MC		
Ram Cargo	MC	MC ③											
Ram Pickup 1500	MC	MC	MC	MC	MC	MC	MC	MC	MC	MC	MC	MC	MC
Ram Pickup 2500	MC	MC	MC	MC	MC	MC	MC	MC	MC	MC	MC	MC	
Ram Pickup 3500	MC ①	MC ①	MC ①	MC ①	MC ①	MC ①	MC ①	MC ①	MC ①	MC ①	MC ①	MC ①	MC ①
Ram Van	MC	MC	MC										
Ram Wagon 1500 &	MC ①	MC ①											
Sprinter & Cargo			MC ①	MC ①	MC ①	MC ①	MC ①		MC ①				

FORD

Passenger Cars													
C-Max Hybrid &													IAW
Crown Victoria	MC	MC	MC	MC	MC	MC	MC	MC	MC	MC	MC		

2001	2002	2003	2004	2005	2006	2007	2008	2009	2010	2011	2012	2013	2014
------	------	------	------	------	------	------	------	------	------	------	------	------	------

- ① HD models may require LT1/LTZ or TAL/TALZ series heavy-duty knock-on weights.
- ② Some models equipped with wheels that have no outer rim flange. Use QuikStik® adhesive wheel weights on the wheel and MC-Series weights on the inside rim flange.
- ③ Decorative chrome wheels require T-Series

2001	2002	2003	2004	2005	2006	2007	2008	2009	2010	2011	2012	2013	2014
------	------	------	------	------	------	------	------	------	------	------	------	------	------

FORD

Passenger Cars														
Escort	MC	MC	MC											
Fiesta											IAW	IAW	IAW	IAW
Five Hundred					MC	MC	MC							
Flex									MC	MC	MC	MC	MC	MC
Focus & Focus ST	IAW	IAW	IAW	IAW	IAW	IAW	IAW	IAW	IAW	IAW	IAW	IAW	IAW	IAW
Freestyle					MC	MC	MC							
Fusion & Fusion						MC	MC	MC	MC	MC	MC	MC	MC	MC
GT					MC QuikStik	MC QuikStik								
Mustang & Shelby	MC	MC	MC	MC	MC	MC	MC	MC	MC	MC	MC	MC	MC	MC
Taurus & Taurus X	MC	MC	MC	MC	MC	MC	MC	MC	MC	MC	MC	MC	MC	MC
Thunderbird		MC	MC	MC	MC									
Trucks / SUVs / Vans														
Econoline Cargo &	MC	MC	MC	MC	MC	MC	MC	MC	MC	MC	MC	MC		
Edge							MC	MC	MC	MC	MC	MC	MC	
Escape	MC	MC	MC	MC	MC	MC	MC	MC	MC	MC	MC	IAW	IAW	IAW
Escape Hybrid						MC	MC	MC	MC		MC			
E-Series Van &										MC	MC	MC	MC	
Excursion	MC	MC	MC	MC	MC									
Expedition & EL	T	T	T	MC	MC	MC	MC	MC	MC	MC	MC	MC	MC	
Explorer & Sport,	MC EN	MC EN	MC EN	MC EN	MC EN	MC EN	MC	MC	MC	MC	MC	MC	MC	MC
F-150 & Heritage	T ①	T ①	T ①	MC	MC	MC T	MC T	MC T	MC T	MC	MC	MC	MC	
F-250 Super Duty	MC	MC	MC	MC	MC	MC T	MC T	MC T	MC T	MC T	MC T	MC T	MC T	MC T
F-350 Super Duty	MC ①	MC ①	MC ①	MC ①	MC ①	MC T	MC T	MC T	MC T	MC T	MC T	MC T	MC T	MC T
F-450 Super Duty						MC T	MC T	MC T	MC T	MC T	MC T	MC T	MC T	MC T
Freestar				MC	MC	MC	MC							
Ranger	MC T	MC T	MC T	MC T	MC T	MC T	MC	MC	MC	MC	MC			
Transit Connect										IAW	IAW	IAW	IAW	IAW
Windstar & Cargo	MC T	MC T	MC T	MC T	MC T	MC T								

GMC

Trucks / SUVs / Vans														
Acadia							MC	MC	MC	MC	MC	QuikStik	QuikStik	
Canyon				MC	MC	MC	MC	MC	MC	MC	MC	MC		
Envoy & XL, XUV		MC	MC	MC	MC	MC	MC	MC	MC					
Jimmy	MC													
Safari & Cargo	MC	MC	MC	MC	MC									
Savana & Cargo	MC	MC	MC	MC	MC	MC	MC	MC	MC	MC	MC	MC	MC	MC
Sierra 1500 & HD,	T	T	T	T	T	T MC	T MC	T MC	T MC	T MC	T MC	T MC	T MC	T MC
Sierra 2500 & HD,	T	T	T	T	T	T MC	T MC	T MC	T MC	T MC	T MC	T MC	T MC	T MC
Sierra 3500 & HD,	T ①	T ①	T ①	T ①	T ①	T MC	T MC	T MC	T MC	T MC	T MC	T MC	T MC	T MC
Sierra C3	T													
Sonoma	MC	MC	MC	MC										
Terrain										MC	MC	QuikStik	QuikStik	QuikStik
Yukon incl XL &	T MC	T	T	T	T	T MC	T MC	T MC	T MC	T MC	T MC	T MC	T MC	T MC

2001	2002	2003	2004	2005	2006	2007	2008	2009	2010	2011	2012	2013	2014
------	------	------	------	------	------	------	------	------	------	------	------	------	------

① HD models may require LT1/LTZ or TAL/TALZ series heavy-duty knock-on weights.

WHEEL WEIGHT APPLICATION GUIDE

2001	2002	2003	2004	2005	2006	2007	2008	2009	2010	2011	2012	2013	2014
------	------	------	------	------	------	------	------	------	------	------	------	------	------

HONDA

<i>Passenger Cars</i>														
ALL	FN	FN	FN	FN	FN	FN	FN	FN	FN	FN	FN	FN	FN	FN
<i>Trucks / SUVs / Vans</i>														
CR-V	FN	FN	FN	FN	FN		FN	FN	FN	FN	FN	FN	FN	FN
Element			FN	FN	FN	FN	FN	FN	FN	FN	FN			
Odyssey	FN	FN	FN	FN	FN	FN	FN	FN	FN	FN	FN	FN	FN	FN
Passport	MC	MC												
Pilot			FN	FN	FN	FN	FN	FN	FN	FN	FN	FN	FN	FN
Ridgeline						FN	FN	FN	FN	FN	FN	FN	FN	FN

HUMMER

<i>Trucks / SUVs / Vans</i>														
H1	MC	MC	MC	MC										
H2 & H2 SUT			MC	MC	MC	MC	MC	MC	MC	MC				
H3 & H3T						MC	MC	MC	MC	MC				

HYUNDAI

<i>Passenger Cars</i>														
Accent	IAW QuikStik	IAW QuikStik	IAW QuikStik	IAW QuikStik	IAW QuikStik	IAW QuikStik	IAW QuikStik	IAW QuikStik	IAW QuikStik	IAW QuikStik	IAW QuikStik	MC QuikStik	MC QuikStik	
Azera						IAW QuikStik	IAW QuikStik	IAW QuikStik	IAW QuikStik	IAW QuikStik	IAW QuikStik	MC QuikStik	MC QuikStik	
Elantra & Touring	IAW QuikStik	IAW QuikStik	IAW QuikStik	IAW QuikStik	IAW QuikStik	IAW QuikStik	IAW QuikStik	IAW QuikStik	IAW QuikStik	IAW QuikStik	IAW QuikStik	MC QuikStik	MC QuikStik	
Equus											IAW QuikStik	MC QuikStik	MC QuikStik	MC QuikStik
Genesis & Coupe									IAW QuikStik	IAW QuikStik	IAW QuikStik	MC QuikStik	MC QuikStik	
Sonata	IAW QuikStik	IAW QuikStik	IAW QuikStik	IAW QuikStik	IAW QuikStik	IAW QuikStik	IAW QuikStik	IAW QuikStik	IAW QuikStik	IAW QuikStik	IAW QuikStik	MC QuikStik	MC QuikStik	
Sonata Hybrid												MC QuikStik		
Tiburon	IAW		IAW	IAW	IAW	IAW	IAW	IAW						
Veloster												MC QuikStik	IAW QuikStik	
XG300	IAW QuikStik													
XG350		IAW QuikStik	IAW QuikStik	IAW QuikStik	IAW QuikStik									
<i>Trucks / SUVs / Vans</i>														
Entourage							IAW QuikStik	IAW QuikStik						
Santa Fe	IAW	IAW	IAW	IAW	IAW	IAW	IAW	IAW	IAW	IAW	IAW	IAW	IAW	IAW
Tucson					IAW QuikStik	IAW QuikStik	IAW QuikStik	IAW QuikStik	IAW QuikStik	IAW QuikStik	IAW QuikStik	IAW QuikStik	IAW QuikStik	IAW QuikStik
Veracruz							IAW QuikStik	IAW QuikStik	IAW QuikStik	IAW QuikStik	IAW QuikStik	IAW QuikStik	IAW QuikStik	IAW QuikStik

INFINITI

<i>Passenger Cars</i>														
ALL	FN	FN	FN	FN	FN	FN	FN	FN	FN	FN	FN	FN	FN	FN
<i>Trucks / SUVs / Vans</i>														
ALL	FN	FN	FN	FN	FN	FN	FN	FN	FN	FN	FN	FN	FN	FN

ISUZU

<i>Trucks / SUVs / Vans</i>														
ALL	MC	MC	MC	MC	MC	MC	MC	MC						

JAGUAR

<i>Passenger Cars</i>														
ALL	IAW	IAW	IAW	IAW	IAW	IAW	IAW	IAW	IAW	IAW	IAW	IAW	IAW	IAW

2001	2002	2003	2004	2005	2006	2007	2008	2009	2010	2011	2012	2013	2014
------	------	------	------	------	------	------	------	------	------	------	------	------	------

2001	2002	2003	2004	2005	2006	2007	2008	2009	2010	2011	2012	2013	2014
------	------	------	------	------	------	------	------	------	------	------	------	------	------

JEEP

<i>Trucks / SUVs / Vans</i>														
ALL	MC	MC	MC	MC	MC	MC	MC	MC	MC	MC	MC	MC	MC	MC

KIA

<i>Passenger Cars</i>														
ALL	IAW	IAW	IAW	IAW	IAW	IAW	IAW	IAW	IAW	IAW	IAW	IAW	IAW	IAW
<i>Trucks / SUVs / Vans</i>														
ALL	IAW	IAW	IAW	IAW	IAW	IAW	IAW	IAW	IAW	IAW	IAW	IAW	IAW	IAW

LANDROVER

<i>Trucks / SUVs / Vans</i>														
ALL	IAW	IAW	IAW	IAW	IAW	IAW	IAW	IAW	IAW	IAW	IAW	IAW	IAW	IAW

LEXUS

<i>Passenger Cars</i>														
ALL	FN	FN	FN	FN	FN	FN	FN	FN	FN	FN	FN	FN	FN	FN
<i>Trucks / SUVs / Vans</i>														
ALL	FN	FN	FN	FN	FN	FN	FN	FN	FN	FN	FN	FN	FN	FN

LINCOLN

<i>Passenger Cars</i>														
ALL	MC	MC	MC	MC	MC	MC	MC	MC	MC	MC	MC	MC	MC	MC
<i>Trucks / SUVs / Vans</i>														
Aviator			MC EN	MC EN	MC EN									
Mark LT						MC	MC	MC						
MKT									MC	MC	MC	MC	MC	MC
MKX							MC	MC	MC	MC	MC	MC	MC	MC
Navigator & L-Series	T	T	MC	MC	MC	MC	MC	MC	MC	MC	MC	MC	MC	MC

MAZDA

<i>Passenger Cars</i>														
626	MC	MC												
MAZDA2											MC	MC	MC	IAW
MAZDA3				MC	MC	MC	MC	MC	MC	MC	MC	MC	MC	IAW
MAZDA6			MC	MC	MC	MC	MC	MC	MC	MC	MC	MC	MC	MC
Millenia	FN	FN												
MX-5 Miata	FN	FN	FN	FN	FN	FN	FN	FN	FN	FN	FN	FN	FN	
Protege	FN	FN	FN											
Protege5		FN	FN											
RX-8				FN	FN	FN	FN	FN	FN	FN	FN			
<i>Trucks / SUVs / Vans</i>														
B-Series Truck	MC	MC	MC	MC	MC	MC	MC	MC	MC					
CX-3														IAW
CX-5													FN	FN
CX-7							MC	MC	MC	MC	MC	MC		
CX-9							MC	MC	MC	MC	MC	MC	MC	MC
MAZDA5							MC	MC	MC	MC		MC	MC	
MPV	FN	FN	FN	FN	FN	FN								
Tribute & Hybrid	FN	FN	FN	FN	FN	MC		MC	MC	MC	MC			

2001	2002	2003	2004	2005	2006	2007	2008	2009	2010	2011	2012	2013	2014
------	------	------	------	------	------	------	------	------	------	------	------	------	------

WHEEL WEIGHT APPLICATION GUIDE

	2001	2002	2003	2004	2005	2006	2007	2008	2009	2010	2011	2012	2013	2014
--	------	------	------	------	------	------	------	------	------	------	------	------	------	------

■ MERCEDES-BENZ

Passenger Cars														
ALL	EN	EN	EN	EN	EN	EN	EN	EN	EN	EN	EN	EN	EN	EN
Trucks / SUVs / Vans														
ALL	EN		EN	EN	EN	EN	EN	EN	EN	EN	EN	EN	EN	EN

■ MERCURY

Passenger Cars														
ALL	MC	MC	MC	MC	MC	MC	MC	MC	MC	MC	MC			
Trucks / SUVs / Vans														
Mariner & Hybrid					MC	MC	MC	MC	MC	MC	MC			
Monterey				MC	MC	MC								
Mountaineer	MC EN	MC EN	MC EN	MC EN	MC EN			MC	MC	MC	MC			
Villager	FN	FN												

■ MINI

Passenger Cars														
ALL		IAW	IAW	IAW	IAW	IAW	IAW	IAW	IAW	IAW	IAW	IAW	IAW	IAW

■ MITSUBISHI

Passenger Cars														
Diamante	IAW	IAW	IAW	IAW										
Eclipse & Spyder	IAW	IAW	IAW	IAW	IAW	MC	MC	MC	MC	MC	MC	MC		
Galant	IAW	IAW	IAW	IAW	IAW	MC	MC	MC	MC	MC	MC	MC	IAW	
i-MiEV												IAW		
Lancer & Evolution,		IAW	IAW	IAW	IAW	IAW	IAW	IAW	IAW	IAW	IAW	IAW	IAW	IAW
Mirage	IAW	IAW												IAW
Trucks / SUVs / Vans														
Endeavor				IAW	MC IAW	MC	MC	MC			MC	MC		
Montero & Sport	IAW	IAW	IAW	IAW	IAW	IAW								
Outlander & Sport			IAW	IAW	IAW	IAW	IAW	IAW	IAW	IAW	IAW	IAW	IAW	IAW
Raider						IAW	IAW	IAW	IAW					

■ NISSAN

Passenger Cars														
ALL	FN	FN	FN	FN	FN	FN	FN	FN	FN	FN	FN	FN	FN	FN
Trucks / SUVs / Vans														
ALL	FN	FN	FN	FN	FN	FN	FN	FN	FN	FN	FN	FN	FN	FN

■ OLDSMOBILE

Passenger Cars														
ALL	MC	MC	MC	MC										
Trucks / SUVs / Vans														
ALL	MC	MC	MC	MC										

■ PLYMOUTH

Passenger Cars														
Neon	LH													
Prowler	MC QuikStik													

	2001	2002	2003	2004	2005	2006	2007	2008	2009	2010	2011	2012	2013	2014
--	------	------	------	------	------	------	------	------	------	------	------	------	------	------

2001	2002	2003	2004	2005	2006	2007	2008	2009	2010	2011	2012	2013	2014
------	------	------	------	------	------	------	------	------	------	------	------	------	------

■ PONTIAC

Passenger Cars													
Bonneville	MC	MC	MC	MC	MC								
Firebird	MC	MC											
G3								MC	MC				
G5							MC	MC	MC				
G6					MC	MC	MC	MC	MC	MC			
G8								MC	MC				
Grand Am	MC	MC	MC	MC	MC								
Grand Prix	MC	MC	MC	LH MC	LH MC	LH MC	LH MC	LH MC	LH MC				
GTO				QuikStik	QuikStik	QuikStik							
Solstice						MC	MC	MC	MC				
Sunfire	MC	MC	MC	MC	MC								
Vibe			FN	FN	FN	FN	FN	FN	FN	FN	FN		
Trucks / SUVs / Vans													
ALL	MC	MC	MC	MC	MC	MC	MC	MC	MC				

■ PORSCHE

Passenger Cars													
ALL	QuikStik	QuikStik	QuikStik	QuikStik	QuikStik	QuikStik	QuikStik	QuikStik	QuikStik	QuikStik	QuikStik	QuikStik	QuikStik
Trucks / SUVs / Vans													
ALL			QuikStik	QuikStik	QuikStik	QuikStik		QuikStik	QuikStik	QuikStik	QuikStik	QuikStik	QuikStik

■ SAAB

Passenger Cars													
ALL	IAW	IAW	IAW	IAW	IAW	IAW	IAW	IAW	IAW	IAW	IAW	IAW	
Trucks / SUVs / Vans													
ALL					MC	MC	MC	MC	MC		MC		

■ SATURN

Passenger Cars													
ALL	MC	MC	MC	MC	MC	MC	MC	MC	MC				
Trucks / SUVs / Vans													
ALL		MC	MC	MC	MC	MC	MC	MC	MC	MC			

■ SCION

Passenger Cars													
ALL				FN	FN	FN	FN	FN	FN	FN	FN	FN	FN

■ SMART

Passenger Cars													
fortwo								IAW	IAW	IAW	IAW	IAW	IAW

■ SUBARU

Passenger Cars													
BRZ												FN	FN
Impreza incl Im-	IAW	IAW	IAW	IAW	IAW	IAW	IAW	IAW	IAW	IAW	IAW	FN	FN
Legacy	MC	MC	MC	MC	MC	MC	MC	MC	MC	MC	MC	FN	FN
Outback	MC	MC	MC	MC	MC	MC	MC	MC	MC	MC	MC	FN	FN

2001	2002	2003	2004	2005	2006	2007	2008	2009	2010	2011	2012	2013	2014
------	------	------	------	------	------	------	------	------	------	------	------	------	------

WHEEL WEIGHT APPLICATION GUIDE

2001	2002	2003	2004	2005	2006	2007	2008	2009	2010	2011	2012	2013	2014
------	------	------	------	------	------	------	------	------	------	------	------	------	------

SUBARU continued

Trucks / SUVs / Vans														
B9 Tribeca						IAW	IAW							
Baja			MC	MC	MC	MC								
Forester	IAW	IAW	IAW	IAW	IAW	IAW	IAW	IAW	IAW	IAW	IAW	FN	FN	FN
Tribeca								MC	MC	MC	MC	FN	FN	FN
XV Crosstrek													FN	FN

SUZUKI

Passenger Cars														
ALL	IAW	IAW		IAW	IAW	IAW	IAW	IAW	IAW	IAW	IAW	IAW	IAW	IAW
Trucks / SUVs / Vans														
Equator										FN	FN	FN	FN	
Grand Vitara	IAW	IAW	IAW	IAW	IAW	MC	MC	MC	MC	MC	MC	MC	MC	
Vitara	IAW	IAW	IAW	IAW										
XL7	IAW	IAW	IAW	IAW	IAW	IAW	IAW	IAW	IAW					

TOYOTA

Passenger Cars														
ALL	FN ④	FN ④	FN ④	FN ④	FN ④	FN ④	FN ④	FN ④	FN ④	FN ④	FN ④	FN ④	FN ④	FN ④
Trucks / SUVs / Vans														
4Runner	FN ④	FN ④	FN ④	FN ④	FN ④	FN ④	FN ④	FN ④	FN ④	FN ④	FN ④	FN ④	FN ④	FN ④
FJ Cruiser							FN ④	FN ④	FN ④		FN ④	FN ④	FN ④	FN ④
Highlander & Hybrid	FN	FN	FN	FN	FN	FN	FN	FN	FN	FN	FN	FN	FN	
Land Cruiser	FN	FN	FN	FN	FN	FN	FN	FN		FN	FN		FN	FN
RAV4	FN	FN	FN	FN	FN	FN	FN		FN	FN	FN	FN	FN	FN
Sequoia	FN	FN		FN	FN	FN	FN	FN		FN	FN	FN	FN	FN
Sienna	MC	MC	MC	MC	MC	MC	MC	MC	MC	MC	MC	MC	MC	MC
Tacoma	FN	FN	FN	FN	FN	FN	FN	FN	FN	FN	FN	FN	FN	FN
Tundra	FN	FN	FN	FN	FN	FN	FN	FN	FN	FN	FN	FN	FN	FN

VOLKSWAGEN

Passenger Cars														
ALL	EN	EN	EN	EN	EN	EN	EN	EN	EN	EN	EN	EN	EN	EN
Trucks / SUVs / Vans														
ALL	EN	EN	EN	EN	EN	EN	EN	EN	EN	EN	EN	EN	EN	EN

VOLVO

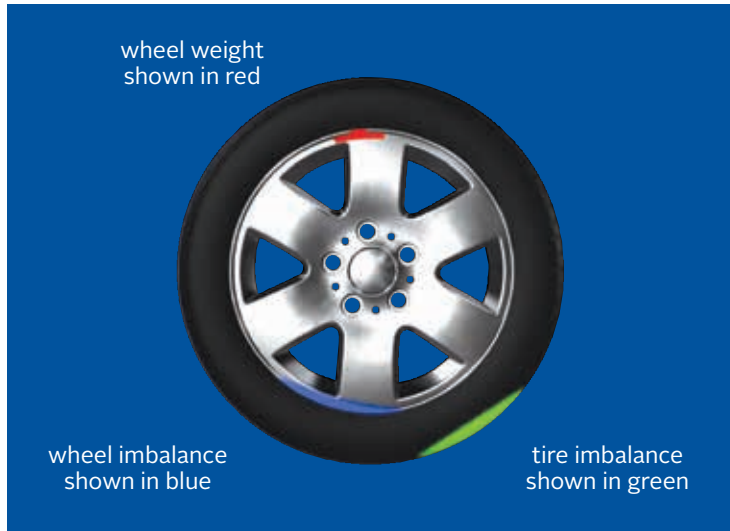
Passenger Cars														
ALL	IAW	IAW	IAW	IAW	IAW	IAW	IAW	IAW	IAW	IAW QuikStik	IAW QuikStik	IAW QuikStik	IAW QuikStik	IAW
Trucks / SUVs / Vans														
ALL			IAW	IAW	IAW	IAW	IAW	IAW	IAW	IAW QuikStik	IAW QuikStik	IAW QuikStik	IAW QuikStik	IAW

2001	2002	2003	2004	2005	2006	2007	2008	2009	2010	2011	2012	2013	2014
------	------	------	------	------	------	------	------	------	------	------	------	------	------

④ Some models equipped with US-produced wheels that may have different inboard and outboard rim flange configurations. Verify weight clip series using rim flange gauge (Part # RGP1)

How do you correct an imbalance?

To correct, or offset, a wheel assembly imbalance a weight of some type must be applied to the opposite side of the weight imbalance area. This is true for correcting a static imbalance and a dynamic imbalance. By placing a clip-on or an adhesive wheel balance weight opposite the assemblies' heavy spot(s), the wheel assembly can now roll true.



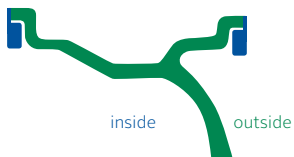
Smooth, comfortable ride? Only with balanced tires!

Balanced Tires:

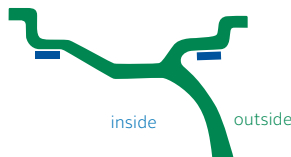
- Improve a vehicle's ride
- Help save money on tires
- Help save money on fuel
- Are recommended by most car companies
- Improve handling and braking
- Improve comfort

Where do you properly install wheel weights?

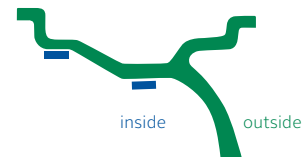
6 different methods of balancing passenger car rims:



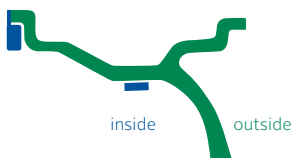
1. Balancing using clip-on weights for both planes. This method requires the least mass for balancing.



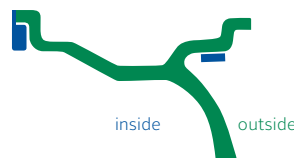
2. Balancing using adhesive weights for both planes. The weights are applied to the interior and exterior rim spacer areas.



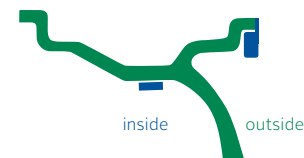
3. Both adhesive weights are applied to the interior rim spacer area.



4. The exterior balance plane is transferred to the inside and the adhesive weight is applied to the rim spacer area within the brake disc area. A clip-on weight is applied to the inner rim flange.



5. An adhesive weight is used on the outer rim spacer area. A clip-on weight is applied to the inner rim flange.



6. A clip-on weight is applied to the outer rim flange. An adhesive weight is used on the inner rim spacer area.

Clip-On Wheel Weights



1. Select the correct application

Using a wheel weight application guide, select the correct application for the vehicle you are servicing. Check that the weight application is correct by testing the placement on the wheel flange.



2. Placing the wheel weight

Place the wheel weight in the correct location of the imbalance. Prior to striking with the hammer, make sure that the top and the bottom of the clip are touching the rim flange. The body of the weight should not be touching the rim!



3. Installation

Once the wheel weight is properly aligned, strike the clip with a proper wheel weight installation hammer. Please note: striking the weight body could result in clip retention failure or weight movement.



4. Checking the weight

After installing the weight, check to make sure that it is secured properly.

Adhesive Wheel Weights



1. Pre-treating the rim

Apply a suitable cleaning agent on the area where weight is to be applied. Wipe area clean and dry. Please note: Be sure to test the cleaning agent on a small area to ensure it will not damage the wheel's finish.



2. Select the correct adhesive weight size

Cut the adhesive weights or break them apart, depending on weight type, to obtain the correct amount of weight needed.



3. Applying the weights

Remove the tape backing and press the center of the weight exactly at the imbalance point. Please note: Do not touch the tape surface after peeling off the tape backing.





4. Securing the weight


Once the center of the weight is located at the imbalance point, press down on the full weight length working from the center to the left and right. Using firm hand pressure should be enough to secure the weight.

How To Use This Guide

To help ensure customer satisfaction and vehicle safety, it is important that the correct wheel balance weight application be installed on all wheel types, including O.E. alloy and aftermarket wheels. For O.E. alloy wheels you can use this alphabetically organized application guide by locating the make & model for the vehicle you are servicing. Once the vehicle is located, intersect the make name with the make year to locate the correct weight series type and weight color code. For aftermarket wheels, or specialty O.E. wheels, always use a rim flange gauge (Part # RGP1) to determine the correct application or use a QuikStik® adhesive wheel weight.

 Located on the chart, a light grey fill section indicates vehicle was either not manufactured or not factory equipped with an alloy wheel option for that particular model year.

 **MC** Solid color fill section with a weight clip series name indication means that the make/model/year combination you are searching for utilized the referenced weight series.

 **T MC** Mixed color sections mean that the weight series shown on the left is the primary application, however, sometimes the weight series shown on the right may be the correct application. This should be confirmed using a rim flange gauge (Part # RGP1).



If the application you are searching for is not shown, or the referenced weight series does not fit the wheel flange, use a rim flange gauge (Part # RGP1) to confirm the rim flange shape and determine the correct application for the job.

Materials Conversion Chart

ZINC TYPE	STEEL TYPE	LEAD TYPE
PZ	PST	P
AWZ	AWST	AWN
MCZ	MCST	MCN
LHZ	LHST	LH
IAWZ	IAWST	IAW
ENZ	ENST	EN
FNZ	FNST	FN
TZ	TST	TN

Important Notices

- Always use coated wheel weights
- Always check brake caliper clearance to the weight with a minimum of 1/8"
- When in doubt, always verify applications with a rim flange gauge (Part # RGP1)
- Wheel balance weights should always be installed by a professional technician
- Using the wrong weight can impair brake operation or result in damage to vehicle
- Vehicle and rim manufacturer requirements, as well as state and local inspection laws, must always be observed
- Applications provided in this guide are for reference only and may not be exhaustive or apply to all make and model options
- All application information within is subject to change without notice
- WEGMANN automotive assumes no liability for loss or damage resulting from the incorrect or deficient installation of balance weights or because of a failure to observe applicable associated requirements.

Clip Profile & Fitment Information

Use application guide or rim gauge to ensure fitment accuracy



AW-Series

Fits alloy rims on Buick, Cadillac, Chevrolet, Chrysler, Dodge, Isuzu, Oldsmobile, Plymouth & Pontiac.



MC-Series

Fits alloy rims on Buick, Cadillac, Chevrolet, Chrysler, Dodge, Ford, Lincoln, Mazda, Mercury, Mitsubishi, Oldsmobile, Plymouth, Pontiac & Saturn.



LH-Series

Fits alloy rims on Chrysler, Dodge & Plymouth.



IAW-Series

Fits alloy rims on Audi, BMW, Chrysler, Dodge, Hyundai, Mitsubishi, Nissan, Plymouth, Pontiac, Saab, Subaru, Suzuki, Toyota, Volkswagen & Volvo.



EN-Series

Fits alloy rims on Acura, Audi, Ford trucks, Honda, Mercedes & Volkswagen.



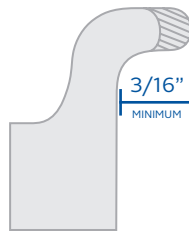
FN-Series

Fits alloy rims on Acura, Honda, Infiniti, Lexus, Nissan & Toyota.



T-Series

Fits thicker flange steel rims on trucks.



Rim Flange Depth

Some wheels feature rim flanges that are not intended for clip-on wheel weight application and are only added for decoration purposes. All rim flanges that are less than 3/16" deep should utilize a QuikStik® adhesive wheel weight.

Questions?



WEGMANN automotive USA Inc.

1715 Joe B. Jackson Parkway | Murfreesboro, TN 37127
800-251-1566 | 615-893-0643 | Fax 615-898-1668

Form 18082

North America O.E. Alloy Wheel Weight Application Guide

Information Last Updated & Printed January 2014

Copyright © WEGMANN automotive 2014. All Rights Reserved.

Perfect Equipment is a brand of WEGMANN automotive.