

# Sheet Metal Screw Sizes

www.boltdepot.com/tools



Pan

Oval



Flat

#4

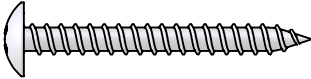
Truss



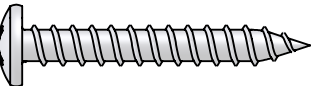
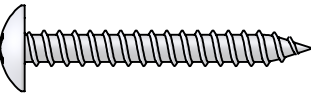
#6



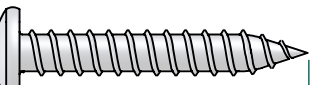
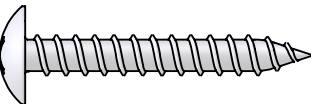
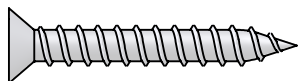
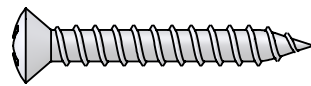
#8



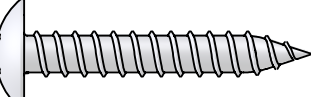
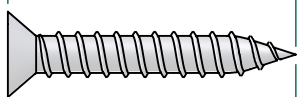
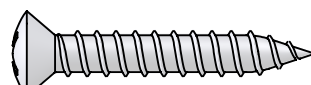
#10



#12



#14



← Length →

Fastener length is measured from where the material surface is assumed to be, to the end of the fastener.

← Length →

**IMPORTANT:** Make sure to print this chart to **Actual Size** (no scaling).  
After printing, measure the scale check below to ensure correct scale. See [boltdepot.com/tools](http://boltdepot.com/tools) for more details.

